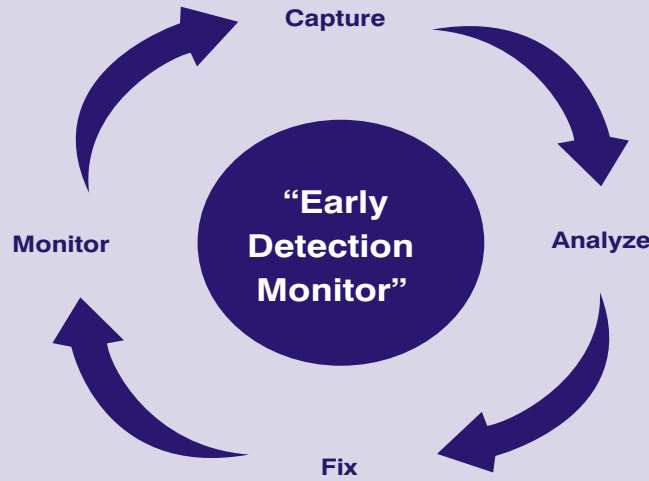


Consists of several key elements that insure the Manufacturer obtains the most *meaningful product defect data* in the fastest possible time!

Key Elements

- Captures Information while the product is waiting to be sold on the dealer's floor or at other early detection key points to detect product defects or failures early in the Product life cycle:
 1. Dealer Floor waiting to be sold or early customer returns
 2. Manufacturers Customer Call Center (customer interaction)
 3. Manufacturers Technical Support Center (service center interaction)
 4. Key Service Center early detection reporting
 5. In-house or out-sourced Manufacturers RefurbishingCenter(s)
- Permits ample notice so Manufacturers Engineering / Service "Swat Team" can inspect reported defects to analyze them on site or at the Manufacturer's Service, QC or Design Engineering facility.
- Implements quicker changes to manufacturing procedures and processes to enable the manufacturer to make real time running production changes
- Addresses Manufacturer Pain points and reduces product returns, warranty expense and costly recalls or field product reworks after all product has been manufactured, shipped, distributed and sold.
- Provides intelligent analysis of similar and accumulating problems of the same type, automatically reporting important early detection data to the manufacturer including auto alerts and detailed real time custom analysis.



Early Detection Monitor Software
Learn about problems in first 3 months



85, Lincoln Highway
Edison, NJ 08820

Phone: 732-549-9770

Fax : 732-767-6644

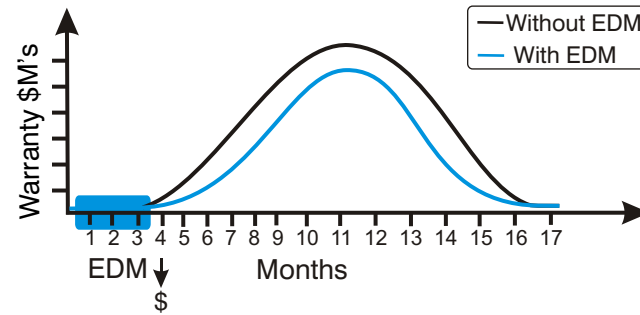
Email: info@zslinc.com

Web Site: www.zslinc.com



Benefits

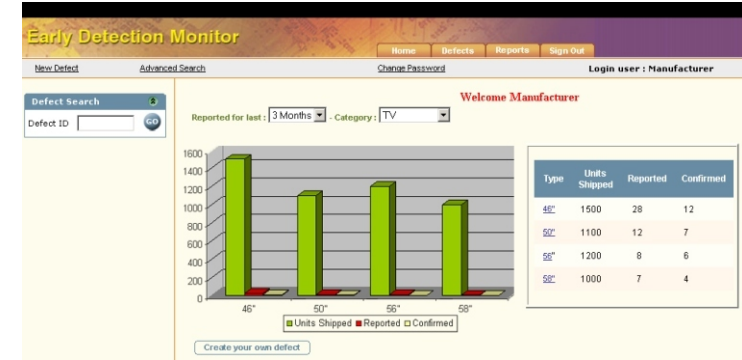
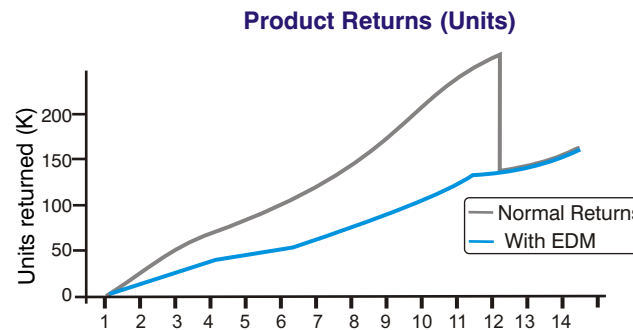
- Detect Product Failures Quickly and Effectively
- Reduce costly field rework projects on new models
- Minimize Product Returns on New Models
- Substantially improve bottom line profitability
- Captures information while the equipment is on the dealer's floor, waiting to be sold.
- Utilize Engineering/Service Swat team to analyze the defect at the internal production/Engineering Facility.
- Utilize the top Independent Service Centers to assist Manufacturers to pinpoint specific Problems.
- Implement quicker changes to manufacturing procedures (running production changes)
- Reduce Cost of repairs in the consumer's home and/or costly replacement of the defective items.
- Intelligent analysis of similar and accumulating problems of the same type is made available to manufacturers via reporting and auto alerts.



Early Detection Monitor

Save \$\$\$\$\$ Today

Call to arrange for a private discussion with us,
We will be happy to meet you at a
convenient date and time at your location.



Features

- Captures information necessary to allow manufacturers to identify potential product defects and their sources at the earliest possible time (while the equipment is running on the dealer's floor, waiting to be sold). This information includes model number, serial number, current location, date, description of the problem, and contact information of the person finding the problem.
- Provide Manufacturers the opportunity to send an Engineering / Service Swat team to the site of the reported failures and/or have defective product immediately returned via next day shipping to analyze the defect at the internal production/Engineering Facility
- Captures information necessary to allow manufacturers to identify potential product defects and their source at a more detailed level by utilizing a select group of the top Independent Service Centers to assist Manufacturers in pinpointing specific Problems to board/component level.
- Secure portal access to dealers, service centers, call center(s), refurbishing center(s) and manufacturer's own technical support, QC, Manufacturing and Engineering departments.
- Extensive Reporting for manufacturers to analyze various real time failures